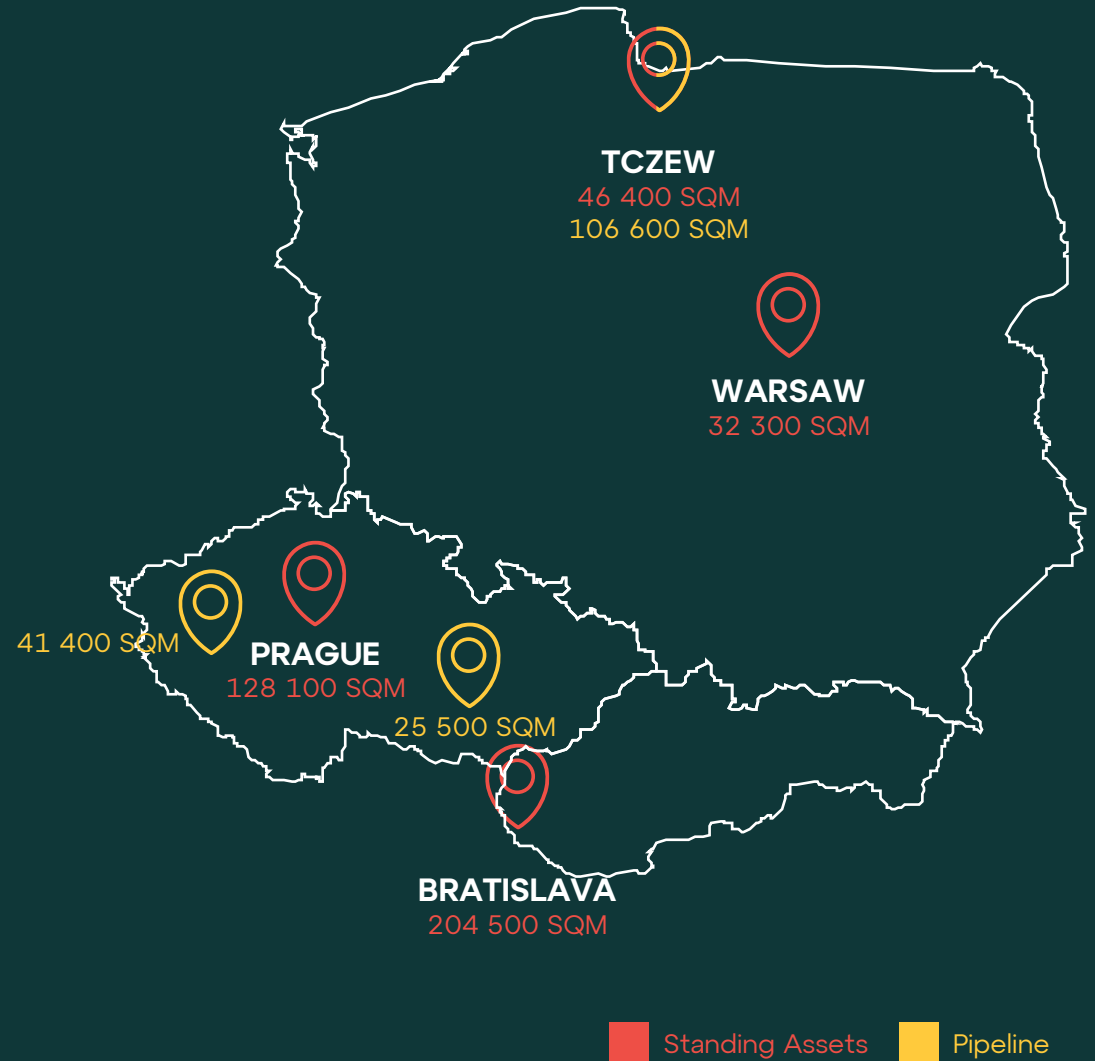


# Real Estate Funds

Q3 2024



## Established Real Estate Investment Platform with Strong Presence in the CEE

WOOD & Company offers investors an opportunity to invest in commercial real estate since 2016. Our approach is characterized by thorough analysis of acquisitions, robust relationships with tenants and professional management. This strategy has resulted in stable and consistent returns achieved by our funds.


In 2023, we introduced **Real Estate OPF** and **Logistics Sub-Fund**, and in **September Residential Sub-fund**. The former allows investors to gain exposure in commercial real estate market with entry investment of only 100 CZK, while the Logistics Sub-Fund and Residential Sub-fund enables qualified investors to participate in highly profitable warehouse development and residential development.

### Key Portfolio Figures

Standing Assets

 EUR 1.23 B  
**Assets Under Management**

 411 300 SQM  
**Gross Leasable Area**

 EUR 87.20 M  
**Net Operating Income**

 17  
**Properties**

 819  
**Tenants**

### Office Sub-Fund

Annualised Return: 10.59%

8 – 10% p.a. net  
**Target Return**

Office Buildings in CEE  
**Investment Focus**

5 + years  
**Investment Horizon**

June 2017  
**Establishment**

### Retail Sub-Fund

Annualised Return: 14.39%

8 – 10% p.a. net  
**Target Return**

Shopping Centres in CEE  
**Investment Focus**

5 + years  
**Investment Horizon**

June 2016  
**Establishment**

### AUP Bratislava Sub-Fund

Annualised Return: 7.43%

> 8% p.a. net / 5 – 6% p.a.  
**Target Return Equity / Dividend**

Single Asset Sub-Fund  
**Investment Focus**

10 + years  
**Investment Horizon**

January 2021  
**Establishment**

### Logistics Sub-Fund

Recently Established

15% p.a. net  
**Target Return**

Logistics Development in CEE  
**Investment Focus**

3 + years  
**Investment Horizon**

November 2023  
**Establishment**

### Real Estate OPF

For Retail Clients

7 – 9% p.a. net  
**Target Return**

Commercial Real Estate in CEE  
**Investment Focus**

100 CZK  
**Minimum Investment**

March 2023  
**Establishment**

### Residential Sub-Fund

Recently Established

15% p.a. net  
**Target Return**

Residential Development in CEE  
**Investment Focus**

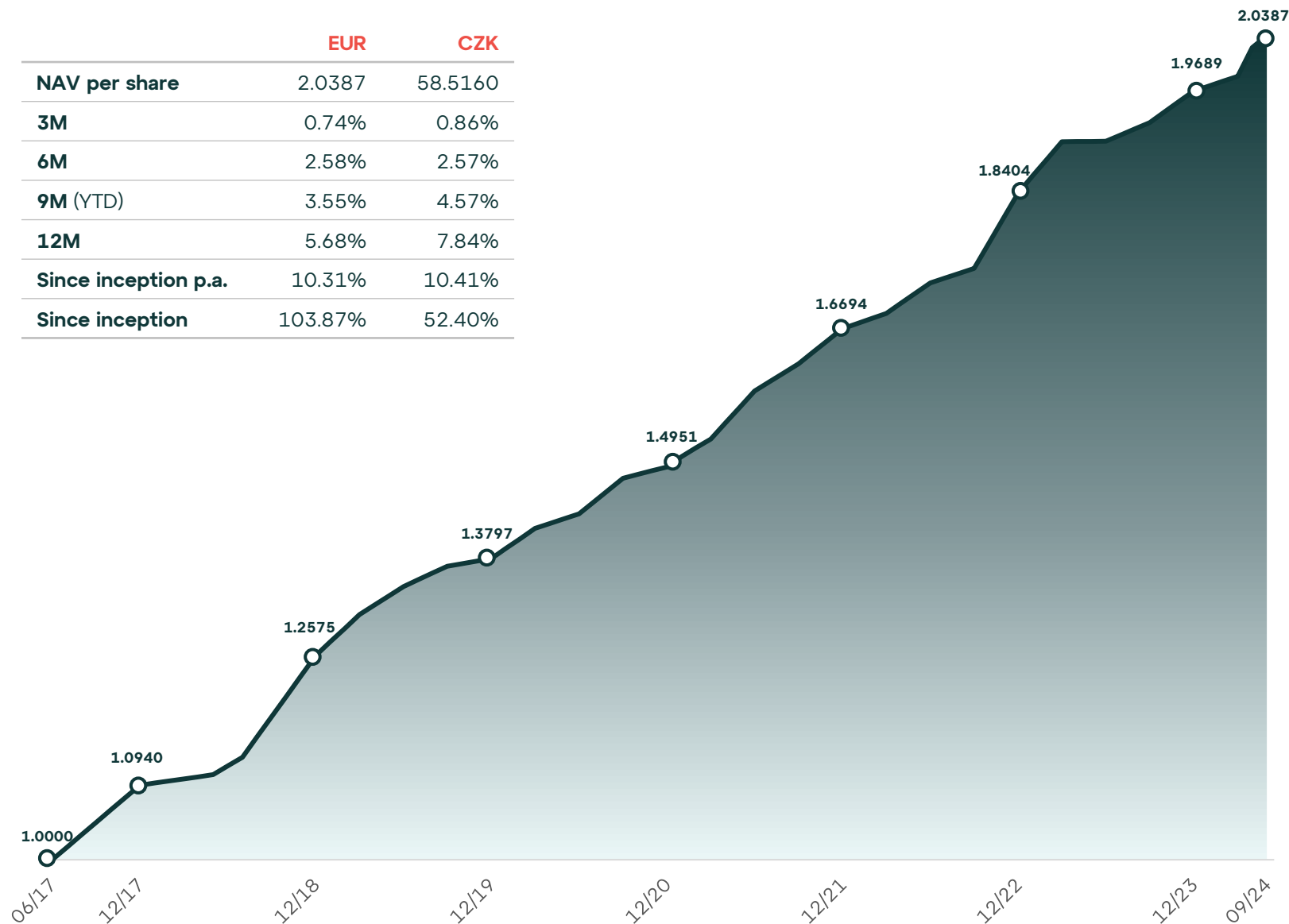
7 + years  
**Investment Horizon**

September 2024  
**Establishment**

**WOOD & Co. Office Sub-Fund**

**30. 9. 2024**

	EUR	CZK
NAV per share	2.0387	58.5160
3M	0.74%	0.86%
6M	2.58%	2.57%
9M (YTD)	3.55%	4.57%
12M	5.68%	7.84%
Since inception p.a.	10.31%	10.41%
Since inception	103.87%	52.40%



EUR 514.37 M  
**Gross Asset Value (GAV)**

EUR 237.71 M  
**Net Asset Value (NAV)**

227 200 SQM  
**Gross Leasable Area (GLA)**

EUR 39.72 M  
**Net Operating Income (NOI)**

90.77%  
**Average Occupancy**

405  
**Number of Tenants**

7.72%  
**Yield**

EUR 2 262  
**GAV per SQM**

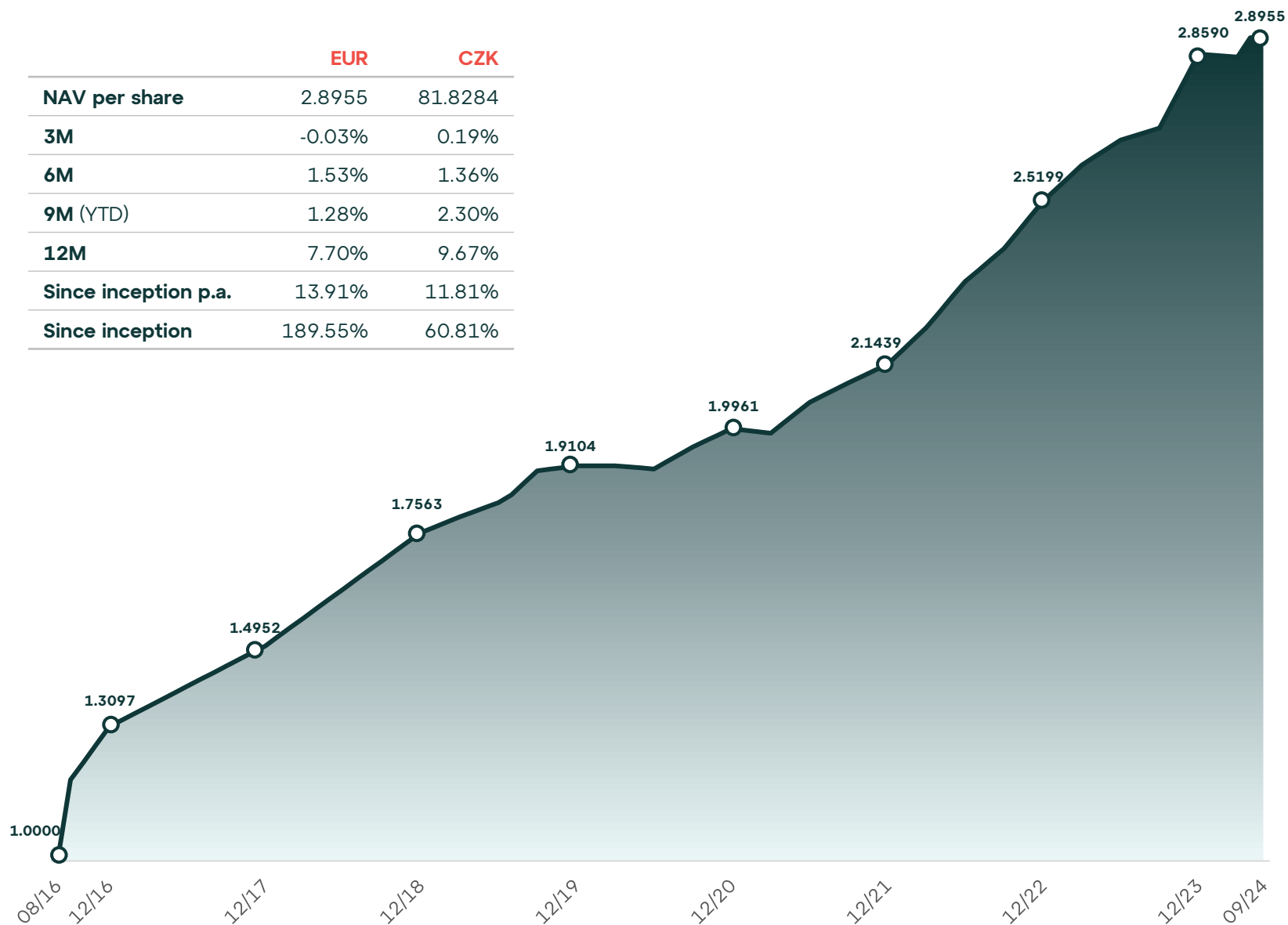
4.01 years  
**WAULT**

51.42%  
**LTV (incl. issued bonds)**

**WOOD & Co. Retail Sub-Fund**

**30. 9. 2024**

	EUR	CZK
NAV per share	2.8955	81.8284
3M	-0.03%	0.19%
6M	1.53%	1.36%
9M (YTD)	1.28%	2.30%
12M	7.70%	9.67%
Since inception p.a.	13.91%	11.81%
Since inception	189.55%	60.81%



EUR 225.79 M  
**Gross Asset Value (GAV)**

EUR 121.99 M  
**Net Asset Value (NAV)**

78 100 SQM  
**Gross Leasable Area (GLA)**

EUR 16.25 M  
**Net Operating Income (NOI)**

96.61%  
**Average Occupancy**

216  
**Number of Tenants**

7.20%  
**Yield**

EUR 2 890  
**GAV per SQM**

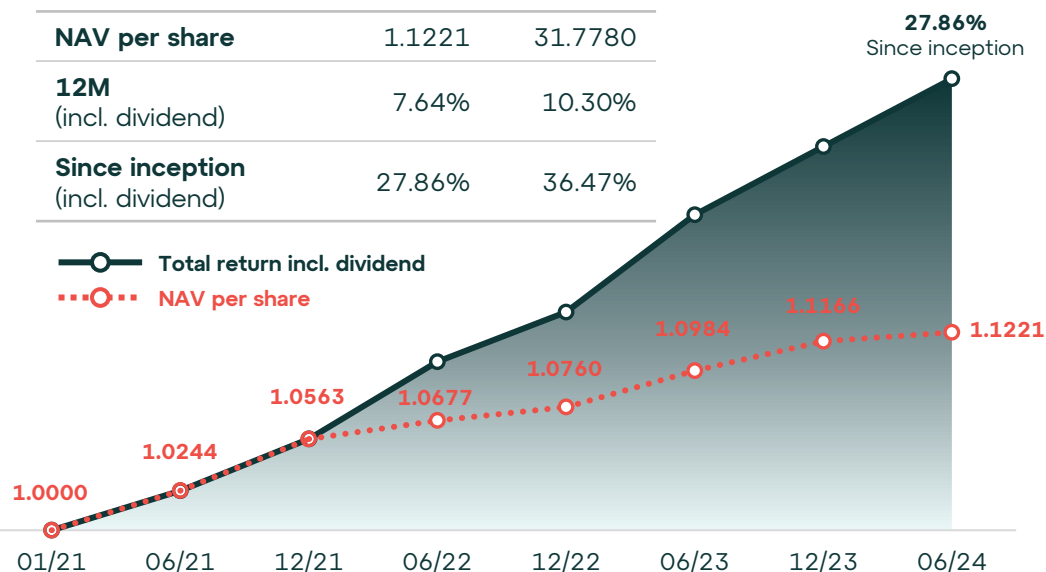
3.79 years  
**WAULT**

50.41%  
**LTV (incl. issued bonds)**

**WOOD & Co. AUP Bratislava Sub-Fund**

**30. 9. 2024**

	EUR	CZK
<b>NAV per share</b>	1.1221	31.7780
<b>12M</b> (incl. dividend)	7.64%	10.30%
<b>Since inception</b> (incl. dividend)	27.86%	36.47%



**Key Figures**

- > 8%  
**Target Equity Return**
- 5 – 6%  
**Target Dividend**
- Approx. 98%  
**Occupancy**
- 3.5 years  
**WAULT**
- 230  
**Tenants**

**Highlights**

**Uniqueness:** Aupark’s unique location with an excellent tenant mix and a vast number of loyal and wealthy customers, together generating outstanding financial results, makes it the best shopping centre in Slovakia.

**Stability:** The remarkable growth of the revenues of tenants, outpacing all benchmarks, has been proven over the years.

**Resilience:** Nearly full occupancy, with a substantial WAULT and a high portion of fixed rents (>95%), makes Aupark very well-positioned to tackle the competitive landscape.





## WOOD & Co. Logistics Sub-Fund

**1** Opportunity for investors to benefit from **development profit**.

**2** State-of-the-art ESG compliant warehouses in **proven locations**.

**3** JVs with established **developers who contribute their own equity**.

**Target Return** 15 %

**Currency** EUR

**Valuation** 2x p.a.

**Inception** 4Q 2023

**\*Performance since inception** **+0.69%**  
31. 1. 2024 – 30. 6. 2024

**NAV per share (EUR)** **1.0069**  
30. 6. 2024

### Projects

**1 7R Park Tczew III**

- Located on the A1 motorway, 50km from the port of Gdansk.
- A total of 4 buildings with leasable area of 153,000 sqm.
- Already built 46,400 sqm (of which 90% is leased).
- The first building is being leased and tenants are being sought for buildings 2-4.

**2 Pilsen**

- An agreement has been reached with the world's leading logistics developer for the construction of a modern industrial hall with an area of in excess of 40,000 sqm on the D5 motorway, west of Pilsen.
- Negotiations with tenants are currently underway and construction is expected to start in the first half of 2025.

**3 D1 Park**

- Logistics Sub-Fund provided a loan for the purpose of building a modern logistics hall on the D1 motorway and is negotiating with the developer about further possibilities of cooperation.

### Pipeline

- We continue to evaluate numerous new opportunities across the Central European region.

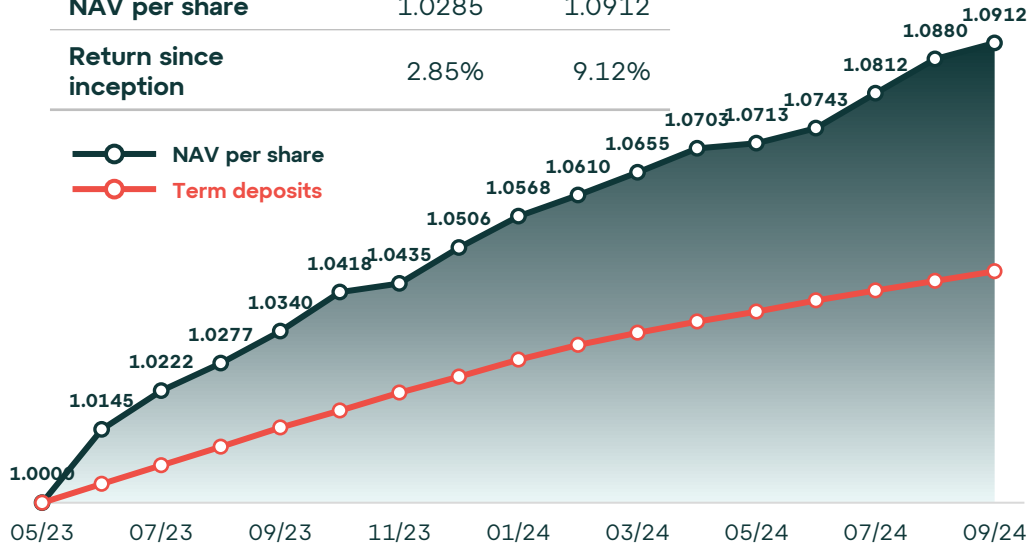


\*Note: The fund primarily realises its returns upon exit from each investment. The fund's return is primarily driven by value appreciation in the later stages of each project.

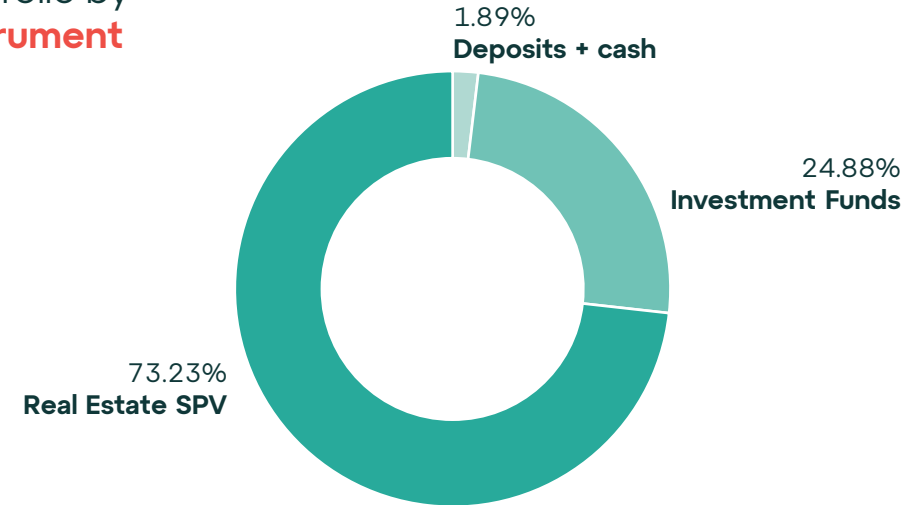
**WOOD & Co. Realitní OPF**

**30. 9. 2024**

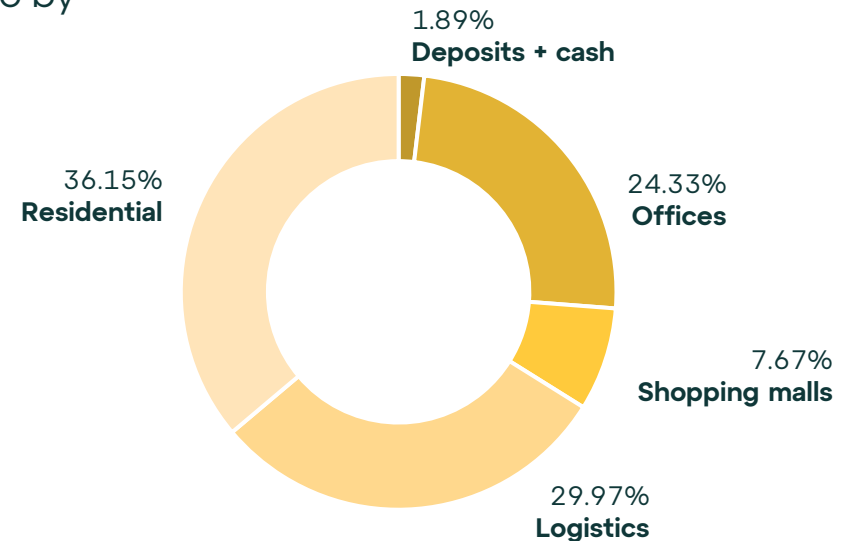
	EUR	CZK
NAV per share	1.0285	1.0912
Return since inception	2.85%	9.12%



**Portfolio by Instrument**



**Portfolio by Sector**



**Key Figures**

- 7 – 9% p.a.  
**Target Net Return**
- 100 CZK  
**Minimum Investment**
- Monthly  
**Valuation**

**Highlights**

Realitní OPF co-invests with WOOD & Co.'s funds for qualified investors and is actively engaged in the ownership and management of real estate assets.

The fund's portfolio is diversified through the inclusion of related financial assets.

Currency risk is actively managed to maximise performance in CZK.

The fund is targeting a long-term return of 7 – 9% per annum, post-fees.

**Galerie Harfa**

Prague / Czech Republic

Retail Sub-Fund



July 2016  
Acquisition Date      40 800 SQM  
Leasable Area

**Harfa Office Park**

Prague / Czech Republic

Retail Sub-Fund



July 2016  
Acquisition Date      21 400 SQM  
Leasable Area

**Westend Tower**

Bratislava / Slovakia

Office Sub-Fund



June 2017  
Acquisition Date      8 400 SQM  
Leasable Area

**Aupark Tower**

Bratislava / Slovakia

Office Sub-Fund



June 2018  
Acquisition Date      32 600 SQM  
Leasable Area

**Lakeside Park 01**

Bratislava / Slovakia

Office Sub-Fund



June 2018  
Acquisition Date      26 000 SQM  
Leasable Area

**Hadovka Office Park**

Prague / Czech Republic

Office Sub-Fund




June 2018  
Acquisition Date      24 900 SQM  
Leasable Area

**BBC 5**

Bratislava / Slovakia

Office Sub-Fund



December 2018  
Acquisition Date      37 200 SQM  
Leasable Area

**Centrum Krakov**

Prague / Czech Republic

Retail Sub-Fund



July 2019  
Acquisition Date      15 900 SQM  
Leasable Area

\*The property was sold in October 2024, price was above the market valuation.



**The Greenline**

Prague / Czech Republic

**Office Sub-Fund**




November 2019  
Acquisition Date

17 500 SQM  
Leasable Area

**BBC 1 and BBC 1 Plus**

Bratislava / Slovakia

**Office Sub-Fund**



March 2021  
Acquisition Date

25 500 SQM  
Leasable Area

**Aupark Shopping Centre**

Bratislava / Slovakia

**AUP Sub-Fund**



April 2021  
Acquisition Date

59 600 SQM  
Leasable Area

**Astrum Business Park**

Warsaw / Poland

**Office Sub-Fund**



June 2022  
Acquisition Date

23 300 SQM  
Leasable Area

**Green Point**

Prague / Czech Republic

**Office Sub-Fund**




June 2022  
Acquisition Date

7 600 SQM  
Leasable Area

**Lakeside Park 02**

Bratislava / Slovakia

**Office Sub-Fund**




March 2023  
Acquisition Date

15 200 SQM  
Leasable Area

**Concept Tower**

Warsaw / Poland

**Office Sub-Fund**




February 2024  
Acquisition Date

9 000 SQM  
Leasable Area

**7R Park Tczew III**

Tczew / Poland

**Logistics Sub-Fund**



April 2024  
Acquisition Date

46 400 SQM  
Leasable Area

**Why Invest in Commercial Real Estate in CEE Now?**

Capitalising on current market dynamics

1. Valuations of standing assets significantly below replacement costs.
2. Low development activity resulting in limited rental renewal competition.
3. Expected interest rate cuts will trigger yield compression.

**Retail Sub-Fund: Strong Uplift in Sales and Rebounding Footfall**

Robust growth in the retail segment continues in 2024



+ 4.94%

**Retail Sub-Fund Turnover**  
Q3 2024 vs Q3 2023



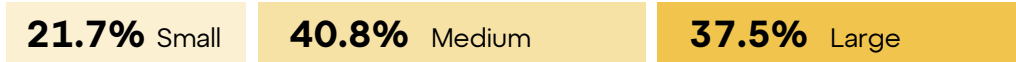
+ 7.91%

**Retail Sub-Fund Footfall**  
Q3 2024 vs Q3 2023

**Office Sub-Fund: Portfolio Designed for Stability**

Strategically diverse tenants anchored in long-term leases

**Tenant Size**



**Tenant Domicile**

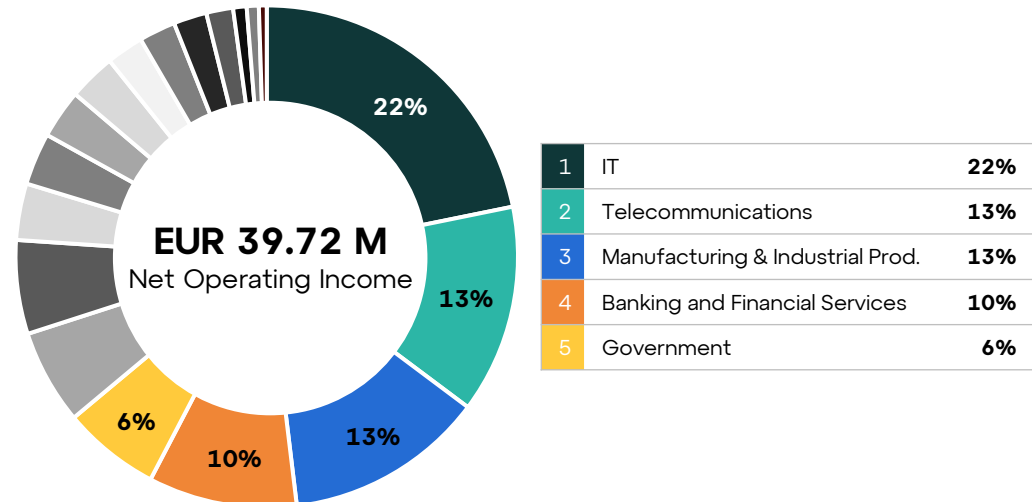


**Lease Length**



**Office Sub-Fund: Diversified Income from Industries Primed for Growth**

Stable rental income from a tenant base spanning a range of industries



## Terms and Fee Structure


	Office & Retail Sub-Funds	AUP Bratislava Sub-Fund	Logistics Sub-Fund	Realitní OPF
<b>Subscription Fee</b>	• Up to 3% of invested amount			
<b>Redemption Fee</b>	• 3% in first 3 years • 2% in 4 <sup>th</sup> year • 1% in 5 <sup>th</sup> year • 0% after 5 years	• 3% until 31. 12. 25 • 2% until 1. 12. 26 • 1% after 1. 1. 27	• 5% in first 3 years • 0% after 3 years	• 10% in first year • 5% in 2 <sup>nd</sup> – 3 <sup>rd</sup> year • 2% in 3 <sup>rd</sup> – 5 <sup>th</sup> year • 0% after 5 years
<b>Management Fee</b>	• 1% p.a.	• 1.5% p.a.		• 1.9% p.a.
<b>Performance Fee</b>	• 10% of performance up to 10% • 15% of performance above 10%		• 10% of 10% • 20% of 10 – 20% • 30% of above 20%	• 10%
<b>Investment Horizon</b>	• 5+ years	• 10+ years	• 3+ years	• 5+ years
<b>Currency</b>	• EUR • CZK	• EUR • CZK	• EUR	• EUR • CZK
<b>Minimum Investment</b>	• EUR 125 000 • or CZK 1 million if individually approved by Fund's administrator			• CZK 100
<b>Valuation Dates</b>	• Quarterly	• Semi-annually		• Monthly
<b>Liquidity</b>	• Redemptions up to 6 – 12 months depending on amount. • Shares traded on Prague Stock Exchange.	• Closed for redemptions in first 5 years	• 6 – 12 months	• 30 days

## Taxation Advantages




### Asset Level (SPV)

- Standard corporate income tax



### Fund Level

- Dividends from SPVs / Sale of SPVs: 0% after 12 months
- Other income: 5% corporate income tax



### Investor Level (individual)

#### Czech

- Capital gains tax: 0% after 3 years
- Dividends: subject to withholding tax (15%)

#### Slovak

##### Unlisted Fund


- Capital gains tax: 19% or 25% plus health insurance levy (14%)
- Dividends: subject to withholding tax (15%)

##### Fund Listed on PSE

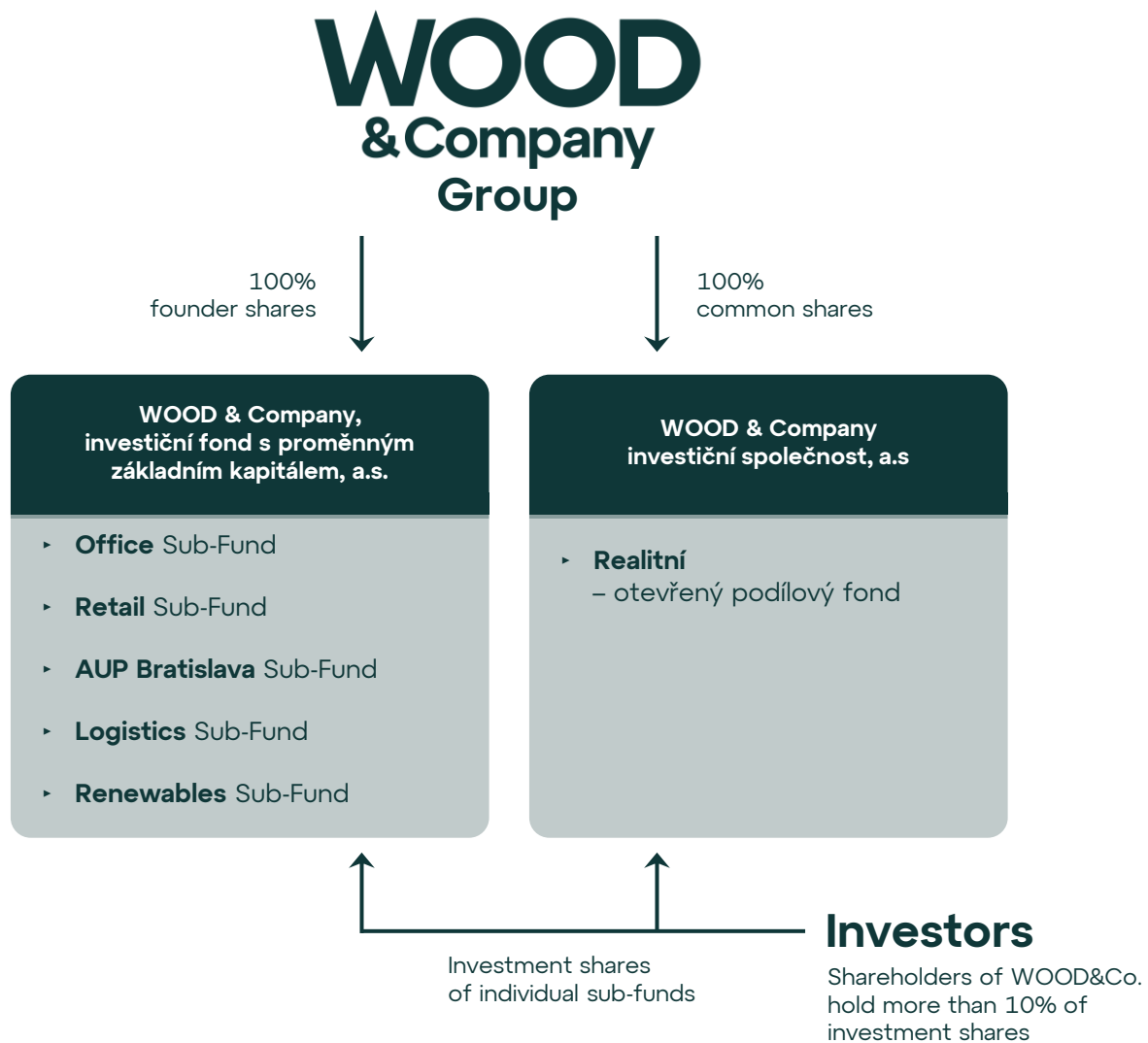
- Capital gains tax: 0% after 1 year
- Dividends: subject to withholding tax (15%)



The EUR and CZK investment shares of **Office Sub-Fund** and **Retail Sub-Fund** are listed on the Prague Stock Exchange.



**Structure**



**Regulator**



**Depository**



**Valuator (RICS)**



**Valuator (Equity)**



**Auditor**

**Deloitte.**

**ESG Consultant**





Over 60 Professionals with Wealth of Experience in Finance and Real Estate

Prague



**Jiří Hrbáček**  
Portfolio Manager



**Marek Herold**  
Portfolio Manager



**Jan Kubíček**  
Portfolio Advisor



**Peter Turner**  
Investment Director



**Jan Mechl**  
Head of Leasing CEE



**Štěpán Šatoplet**  
Asset Manager

Bratislava



**Martin Šmigura**  
Investment Director



**Matěj Hodek**  
Senior Investment Manager



**Ema Kluková**  
Investment Analyst



**Miroslav Hilčík**  
Senior Investment Manager



**Richard Lelák**  
Investment Manager



**Martin Rozhoň**  
Asset Manager



**Radovan Sukup**  
Senior Investment Manager



**Branislav Planka**  
Investment Associate



**Martina Zacharová**  
Asset Manager

Warsaw



**Jan Kolb**  
Investment Manager

**+ 50 Real Estate Professionals**

Including Asset Managers, Property Managers, Leasing Managers who provide daily support to our tenants and maintain high standards of our buildings.

**Sustainability in Practice – Selected Figures**



**Over 82%**  
of our properties have  
green certification

**15**  
bee colonies

**Almost 30%**  
of our portfolio has  
installed photovoltaic  
panels

**Over 56%**  
of our buildings have  
green roofs and  
terraces

Explore our approach to sustainability in our latest ESG Report available on our website.

